

CCU40A403WSIUX

indoor

> CONTACT US



The CCU series wall-mounted cooling units represent an ideal solution for cooling electrical panels in high external temperatures, isolating them from the surrounding environment. The range of cooling units meets different indoor and outdoor application needs, ensuring high technical and safety standards. In all models, the polyurethane gasket is laid by machine, significantly reducing installation times.

Technical data		
APPROVALS		
Approvals	CE; UKCA	
PERFORMANCE		
Cooling Capacity L35L35	3845/4035	W
	13120/13768	BTU/hr
Cooling Capacity L35L50	2845/2995	W
	9708/10219	BTU/hr
ELECTRICAL DATA		
Rated Voltage	440/460/480	V a.c. 3 ~ at 60 Hz
Rated Voltage	380/400	V a.c. 3 ~ at 50 Hz
Rated Current	3.1	A at 480 V a.c. 3 ~ 60 Hz
Rated Current	3.3	A at 460 V a.c. 3 ~ 60 Hz
Rated Current	3.4	A at 440 V a.c. 3 ~ 60 Hz
Rated Current	3.3	A at 400 V a.c. 3 ~ 50 Hz

Image is for illustrative purpose only. All specifications, data and drawing are subject to change without notice. Please refer to our terms of sales including our warranty and limited liabilities clauses.

CCU40A403WSIUX

indoor

> CONTACT US

Technical data		
Rated Current	3.5	A at 380 V a.c. 3 ~ 50 Hz
Rated Power L35L35	1795/1995	W
Rated Power L35L50	2115/2495	W
Frequency	50/60	Hz
Max Current	15	A
Fuse T	8	A
GENERIC DATA		
Casing Material	Painted Steel	
RAL Number	7035	
Electrical Connection	Connector	
Refrigerant Number	R134a	
Refrigerant Charge	640	g
Maximum Allowable Pressure	HP 2.4/LP 0.6	MPa
ENVIRONMENTAL AND THERMAL DATA		
Protection Degree Internal Circuit	IP54	
Operating Temperature	20÷50	°C
	68÷122	°F

Image is for illustrative purpose only. All specifications, data and drawing are subject to change without notice. Please refer to our terms of sales including our warranty and limited liabilities clauses.

CCU40A403WSIUX

indoor

> CONTACT US

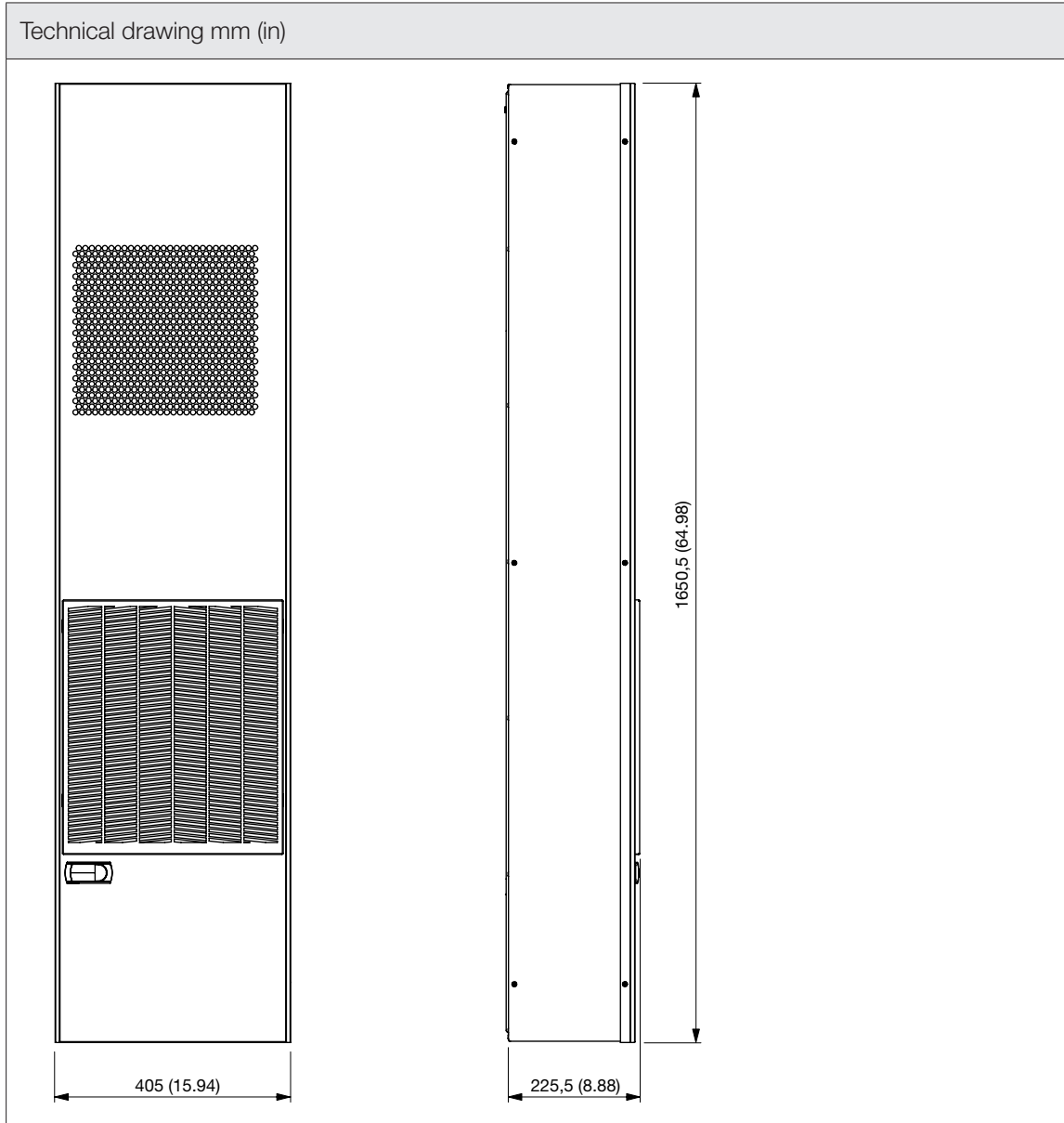
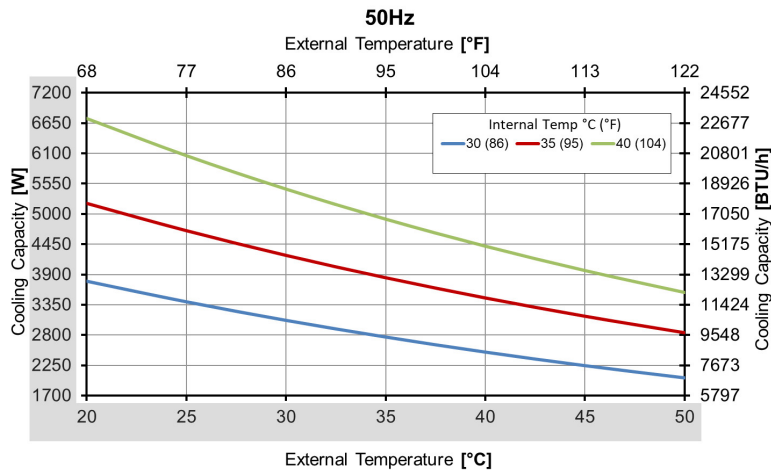


Image is for illustrative purpose only. All specifications, data and drawing are subject to change without notice. Please refer to our terms of sales including our warranty and limited liabilities clauses.

Cooling Capacity vs Temperature



Cooling Capacity vs Temperature

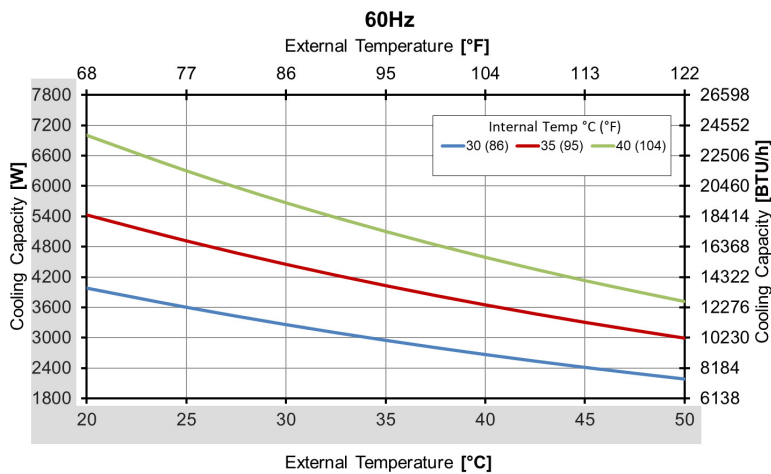


Image is for illustrative purpose only. All specifications, data and drawing are subject to change without notice. Please refer to our terms of sales including our warranty and limited liabilities clauses.